

PMEX UPDATE

<p>BUY</p>  <p>CRUDE10-JY26 96.24 2.65% Expiry 19/Jun/26 Remaining 16 Days</p> <p>Entry 95.84 - 96.1</p> <p>Stoploss 95.31</p> <p>Take Profit 96.89 - 97.41</p>	<p>BUY</p>  <p>NGAS1K-Jy26 3.1760 0.28% Expiry 25/Jun/26 Remaining 22 Days</p> <p>Entry 3.16 - 3.18</p> <p>Stoploss 3.15</p> <p>Take Profit 3.21 - 3.23</p>	<p>SELL</p>  <p>GO10Z-AU26 4,489.51 -0.67% Expiry 29/Jul/26 Remaining 56 Days</p> <p>Entry 4488 - 4484</p> <p>Stoploss 4505.00</p> <p>Take Profit 4470 - 4460</p>	<p>SELL</p>  <p>SL10-JY26 74.75 -2.05% Expiry 26/Jun/26 Remaining 23 Days</p> <p>Entry 74.65 - 74.49</p> <p>Stoploss 74.97</p> <p>Take Profit 74.04 - 73.52</p>
<p>SELL</p>  <p>PLATINUM5-JY26 1,925.25 -0.93% Expiry 26/Jun/26 Remaining 23 Days</p> <p>Entry 1926 - 1920</p> <p>Stoploss 1936.00</p> <p>Take Profit 1907 - 1900</p>	<p>BUY</p>  <p>COPPER-JY26 6.6060 -1.06% Expiry 22/Jun/26 Remaining 19 Days</p> <p>Entry 6.56 - 6.58</p> <p>Stoploss 6.53</p> <p>Take Profit 6.62 - 6.68</p>	<p>SELL</p>  <p>ICOTTON-JY26 79.94 -0.74% Expiry 22/Jun/26 Remaining 19 Days</p> <p>Entry 76.43 - 76.23</p> <p>Stoploss 76.88</p> <p>Take Profit 75.74 - 75.43</p>	<p>BUY</p>  <p>DJ-JU26 51,240 -0.31% Expiry 17/Jun/26 Remaining 14 Days</p> <p>Entry 51213 - 51271</p> <p>Stoploss 51117.00</p> <p>Take Profit 51345 - 51405</p>
<p>BUY</p>  <p>SP500-JU26 7,618 -0.08% Expiry 17/Jun/26 Remaining 14 Days</p> <p>Entry 7609 - 7613</p> <p>Stoploss 7606.00</p> <p>Take Profit 7625 - 7635</p>	<p>BUY</p>  <p>NSDQ100-JU26 30,793 0.26% Expiry 17/Jun/26 Remaining 14 Days</p> <p>Entry 30752 - 30780</p> <p>Stoploss 30709.00</p> <p>Take Profit 30850 - 30893</p>	<p>BUY</p>  <p>GOLDUSDJPY-JY26 159.86 -0.03% Expiry 26/Jun/26 Remaining 23 Days</p> <p>Entry 159.82 - 159.88</p> <p>Stoploss 159.74</p> <p>Take Profit 159.99 - 160.09</p>	<p>SELL</p>  <p>GOLDEURUSD-JY26 1.1610 -0.18% Expiry 26/Jun/26 Remaining 23 Days</p> <p>Entry 1.1614 - 1.1609</p> <p>Stoploss 1.163</p> <p>Take Profit 1.1596 - 1.1588</p>

PMEX UPDATE

Major Headlines

Oil climbs amid fresh Middle East hostilities, stalled peace talks

Oil prices extended gains on Wednesday amid renewed hostilities in the Middle East and stalled negotiations between the U.S. and Iran, while industry data showing a sharp decline in U.S. crude inventories added to the bullish tone. As of 05:05 ET (09:05 GMT), Brent oil futures expiring in August, the global oil benchmark, rose 2.5% to \$98.35 per barrel, while U.S. West Texas Intermediate (WTI) crude futures climbed 2.7% to \$96.25 per barrel. Both contracts advanced more than 1% in the previous session. [see more...](#)

Gold declines as traders weigh fresh Middle East tensions, await U.S. jobs data

The U.S. military said that Iranian air attacks on Kuwait, Bahrain and other targets had either been repulsed or failed, Reuters reported. Meanwhile, Iranian state media suggested that the Islamic Revolutionary Guard Corps had struck the U.S. Fifth Fleet headquarters in Bahrain in retaliation against a U.S. attack on a communications tower south of Qeshm, the news agency said. These developments dampened hopes that the U.S. and Iran may be approaching a deal to end [see more...](#)

Wall St futures pause near record highs as oil climbs on Middle East stalemate

U.S. stock index futures stalled near record highs on Wednesday as rising crude oil prices weighed on sentiment, with a flare-up in the Middle East conflict signaling little progress in efforts to end the months-long war. Brent crude futures rose 1.6% to \$97.56 a barrel after an Iranian missile attack damaged Kuwait's airport and the U.S. military carried out strikes near the Strait of Hormuz, raising the risk of further supply disruption that could stoke broader inflation. It is not in the interest of either the U.S. or Iran to go back [see more...](#)

USD/JPY Price Forecast: Bulls turn cautious near 160.00 amid rising intervention risk

The USD/JPY pair enters a bullish consolidation phase on Wednesday, oscillating in a narrow range just below the 160.00 psychological mark, or a one-month high touched during the Asian session. Verbal intervention by Japan's Finance Minister Satsuki Katayama offers some support to the Japanese Yen (JPY), which, along with a subdued US Dollar (USD) price action, caps spot prices. However, economic concerns stemming from the conflict in the Middle East [see more...](#)

EUR/USD Price Forecast: Tests 1.1600 amid flaring geopolitical tensions, higher Oil prices

The Euro (EUR) resumed its downtrend against a stronger US Dollar (USD) on Wednesday, with bears testing support at the 1.1600 level. Market concerns of a full-blown war in the Middle East have increased, following hostilities in the Middle East, pushing Oil prices higher and crushing investors' appetite for risk. Market sentiment soured on Wednesday amid reports of US attacks on Iran and Iranian missile and drone strikes on Kuwait and Bahrain that are testing the limits of a fragile ceasefire. [see more...](#)

United States Dollar Index (DXY) Price Forecast: Testing 99.40 resistance amid risk aversion

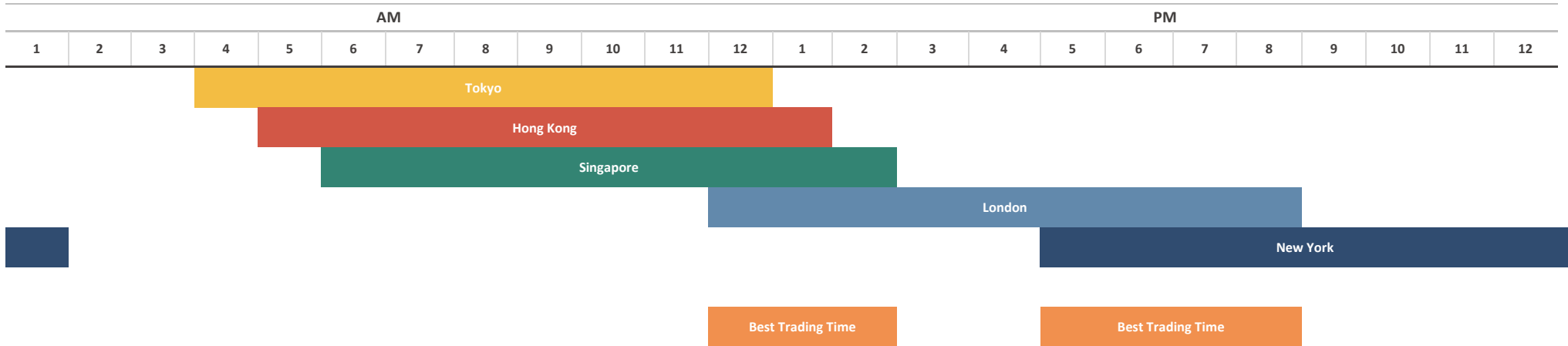
The safe-haven US Dollar (USD) is showing strength on Wednesday as tensions in the Middle East escalate, casting doubt on the fate of a stalled peace process. The US Dollar Index, which measures the Greenback against a basket of six rivals, is testing intra-week highs at the 99.30 area after rallying about 0.4% over the last three days. Investors remain wary of risk on Wednesday amid uncertainty in the Middle East. [see more...](#)

Economic Calendar

Event	Date	Time	Currency	Importance	Actual	Forecast	Previous
ADP Nonfarm Employment Change (May)	6/3/2026	5:30 PM	US	High volatility		118K	109K
S&P Global Services PMI (May)	6/3/2026	6:45 PM	US	High volatility		50.9	51
ISM Non-Manufacturing Prices (May)	6/3/2026	7:00 PM	US	High volatility			70.7
ISM Non-Manufacturing PMI (May)	6/3/2026	7:00 PM	US	High volatility		53.7	53.6
Crude Oil Inventories	6/3/2026	7:30 PM	US	High volatility		-2.900M	-3.327M

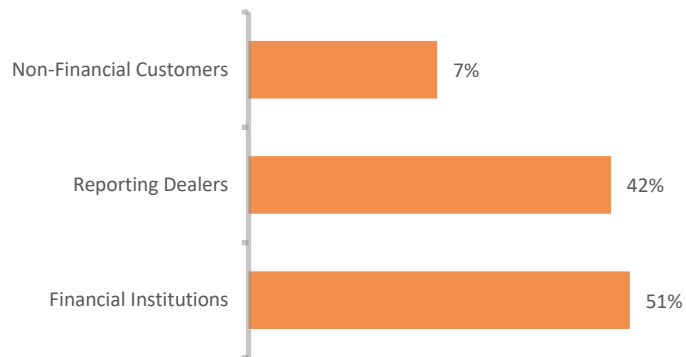
FOREX MARKETS' STATISTICS

Forex Market Hours

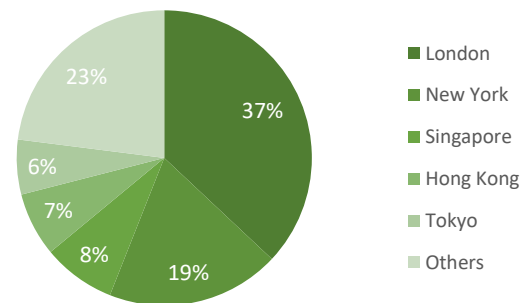


Note: This chart shows the normal forex trading times of all the major forex trading centers across the globe in Pakistan Standard Time.

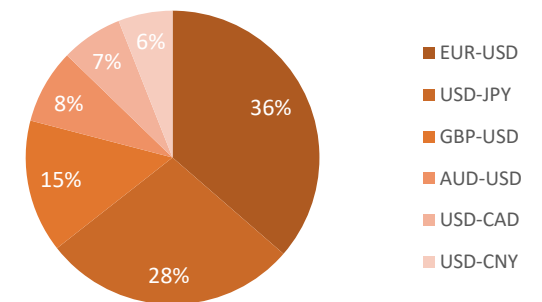
Forex Turnover by Counterparty



Markets' Share in Total Forex Turnover



Most Traded Currency Pairs



Sources: ACPL Research, Forexmarkethours, Dailyfx, Ig

DISCLAIMER

This report has been prepared by Abbasi and Company (Private) Limited and is provided for information purposes only. Abbasi and Company (Private) Limited (ACPL) is engaged in brokerage business of commodities futures in Pakistan and to provide the trading/ execution facility on Pakistan Mercantile Exchange (PMEX). There is risk of loss in trading in derivatives (futures). The author, directors and other employees of Abbasi and Company (Private) Limited and its affiliates cannot be held responsible for any loss in trading. Futures; futures on margin carries a high level of risk and may not be suitable for all investors. The high degree of leverage can work against the investor/ traders. Before deciding to invest in Commodity derivatives, you should carefully consider your investment objectives, level of experience, and risk appetite. The possibility exists that you could sustain a loss of some or all of your initial investment and therefore you should not invest money that you cannot afford to lose. You should be aware of all the risks associated with futures trading in commodities and other financial products. We take no responsibility for any loss made in investment on any instruments through us. In any event Abbasi and Company (Private) Limited, its affiliates, agents will not be liable to anyone for any decision made or action taken for investment/trading. Abbasi and Company (Private) Limited, its affiliates, directors and employees cannot be held responsible for any loss in trading due to any problem in connectivity; failure of system; technical problem in the software or any other reason whatever.

All the reports/ recommendations/ trading calls/ opinions are advisory in nature and contains the opinions of the author, which are not to be construed as investment advices. The author, directors and other employees of Abbasi and Company (Private) Limited and its affiliates cannot be held responsible for the accuracy of the information presented herein or for the results of the positions taken based on the opinions expressed in the reports/ views from Abbasi and Company (Private) Limited. All the views/ recommendations/ trading calls and opinions are based on the information, which are believed to be accurate and no assurance can be given for the accuracy of these information.

Derivatives trading involve substantial risk. The valuation of the underlying may fluctuate, and as a result, clients may lose their entire original investment. In no event should the content of this research report be construed as an express or an implied promise, guarantee or implication by, or from, Abbasi and Company (Private) Limited that you will profit or that losses can, or will be, limited in any manner whatsoever. Past results are no indication of future performance. The information provided in this report is intended solely for informative purposes and is obtained from sources believed to be reliable. Information is in no way guaranteed. No guarantee of any kind is implied or possible where projections of future conditions are attempted. Investments in securities market are subject to market risks, read all the related documents carefully before investing.

All rights reserved by Abbasi and Company (Private) Limited. This report or any portion hereof may not be reproduced, distributed, or published by any person for any purpose whatsoever. Nor can it be sent to a third party without prior consent of Abbasi and Company (Private) Limited. Action could be taken for unauthorized reproduction, distribution, or publication.

The research analyst, primarily involved in the preparation of this report, certifies that (1) the views expressed in this report accurately reflect his/her personal views about the subject commodity/index /currency pair and (2) no part of his/her compensation was, is or will be directly or indirectly related to the specific recommendations or views expressed in this report.

DISCLOSURE

Following exchange rates are used to convert investment and profit values:

- USD/PKR: 280.10
- JPY/PKR: 1.97

To arrive at our Target Price, Abbasi & Company (Private) Limited uses following methods:

- Technical Analysis
- Fundamental Analysis

Furthermore, profit and returns are inclusive of all expenses including PMEX Fee, ACPL Fee & Sales Tax

RESEARCH DISSEMINATION POLICY

Abbasi & Company (Private) Limited endeavors to make all reasonable efforts to disseminate research to all eligible clients in a timely manner through either physical or electronic distribution such as email, fax mail etc. Nevertheless, all clients may not receive the material at the same time.

PREPARED BY

Muhammad Rashid Nawaz
Phone: (+92) 42 38302028
Ext: 118
Email: umairjaved@abbasiandcompany.com

RESEARCH DEPARTMENT

6 - Shadman, Lahore
Phone: (+92) 42 38302028; Ext: 116, 117
Email: research@abbasiandcompany.com
web: www.abbasiandcompany.com

HEAD OFFICE

6 - Shadman, Lahore
Phone: (+92) 42 38302028
Email: support@abbasiandcompany.com
web: www.abbasiandcompany.com